
BYCLEX
4
4
3
3
5
2
1
6
7
6
7

Slide in parts no. 3 in to part no. 1
as shown



Slide in parts no. 3 in to part no. 1 as shown



Slide in part no. 2 in to parts no. as shown



Slide in parts no. 4 in to part no. 1 and 2 as shown




Slide in side parts in to part no. 1 and2 as shown
1
2
4
4
BYCLEX

Slide in part no. 5
in to side parts.




Slide in parts no. 6
in to side parts as
shown
BYCLEX
1
2
4
4
5


1
2
BYCLEX
4
4
5

Slide in parts no. 7
in to parts no. 3
and 4 as shown


Pass through cargo rope through cut holes on side parts
BYCLEX
1
2
4
4
5


Add narrowing
adapter if needed
BYCLEX
1
2
4
4
5

Slide in rear wheel, fasten the front wheel and start manualing